

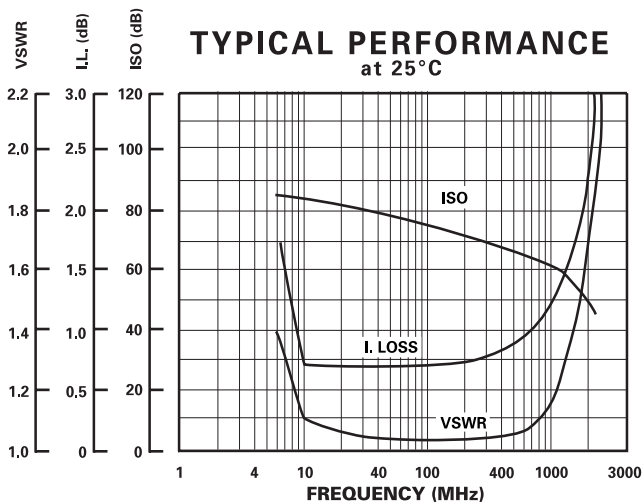
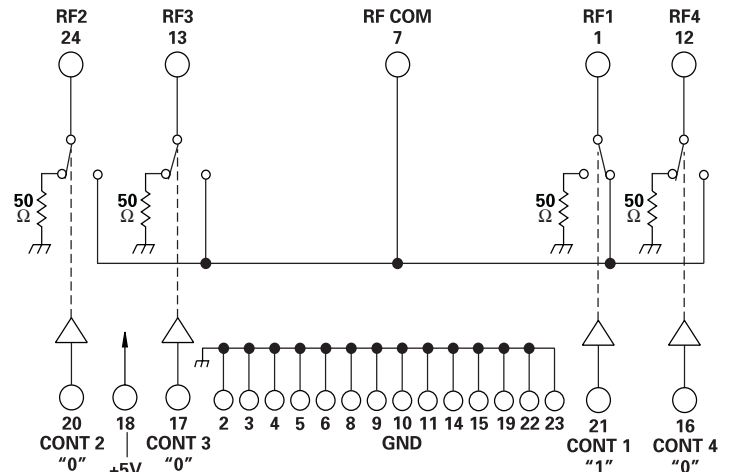
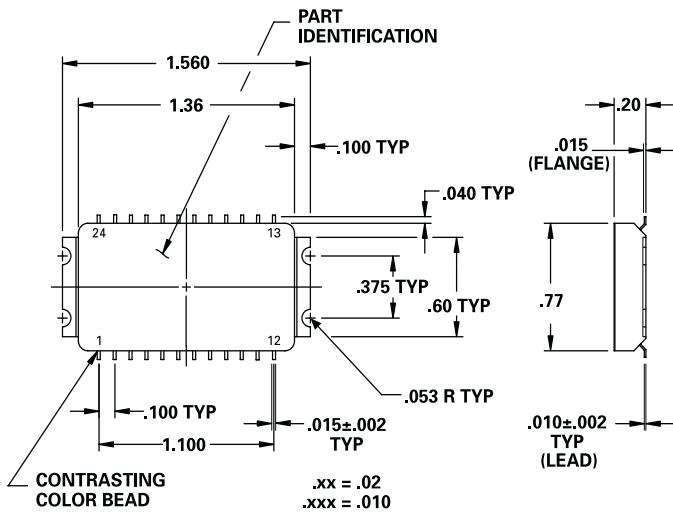
MODEL NUMBER DS0744

PIN Diode SP4T

FEATURES

- 10 - 1000 MHz
- 18 mA, +5 VDC
- Low Insertion Loss
- High Isolation
- TTL Driver
- 24 Pin Surface Mount Package
- See DS0644 For 24 Pin DIP Version

SP4T



GUARANTEED PERFORMANCE

Parameter	Min	Typ	Max	Units	Conditions
Operating Frequency	10		1000	MHz	
DC Current		18	23	mA	At +5 VDC Supply
Control Type		TTL			4 Line, Logic "1" = Thru, Logic "0" = Isolation
Control Current	High	1	±10	μA	VIH = +2.7V
	Low	1	±10	μA	VIL = +0.5V
Insertion Loss		0.7	1.0	dB	10 - 100 MHz
		1.2	1.5	dB	100 - 1000 MHz
Isolation	75	79		dB	10 - 100 MHz
	60	67		dB	100 - 500 MHz
	50	58		dB	500 - 1000 MHz
VSWR	Thru	1.2/1	1.5/1		
	Termination	1.3/1	1.5/1		
Impedance		50		OHMS	
Switching Speed		2.4	3	μSEC	50% TTL to 90% / 10% RF
Transition (Rise/Fall) Time		0.7		μSEC	90% / 10% or 10% / 90% RF
Switching (Video) Transients		2.2		V	Peak Value
Intercept Points	2nd	+81		dBm	400 MHz / 575 MHz
	3rd	+45		dBm	200 MHz / 575 MHz
RF Power	Operate	+9	+7	dBm	10 - 20 MHz
		+15	+10	dBm	20 - 100 MHz
		+25	+21	dBm	100 - 1000 MHz
	No Damage		+27	dBm	
Operating Temperature	-55	+25	+125	°C	TA