

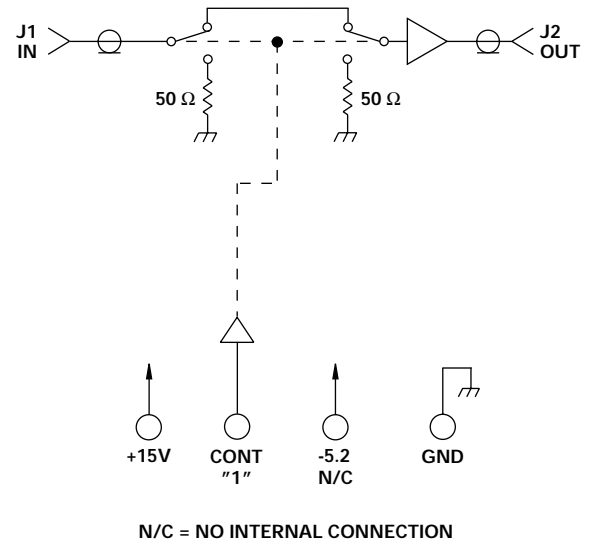
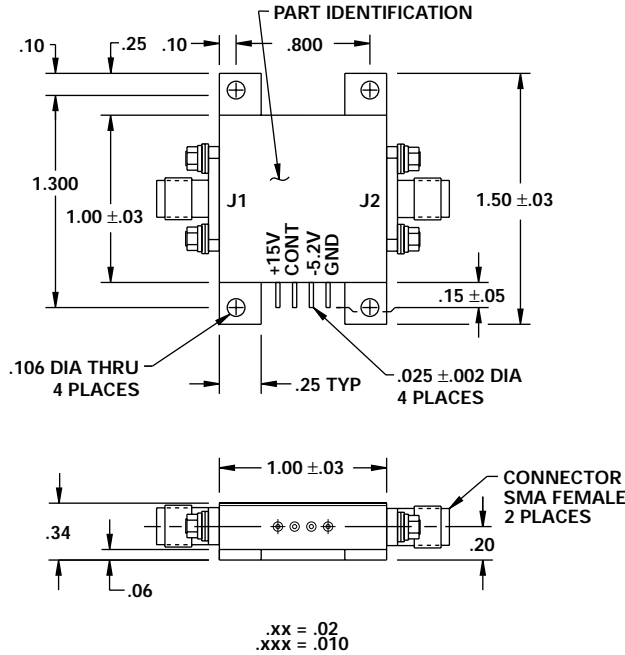
FEATURES

- 1500 - 2000 MHz
- 75 dB Isolation
- 15 mV Transients
- 10 dB Gain

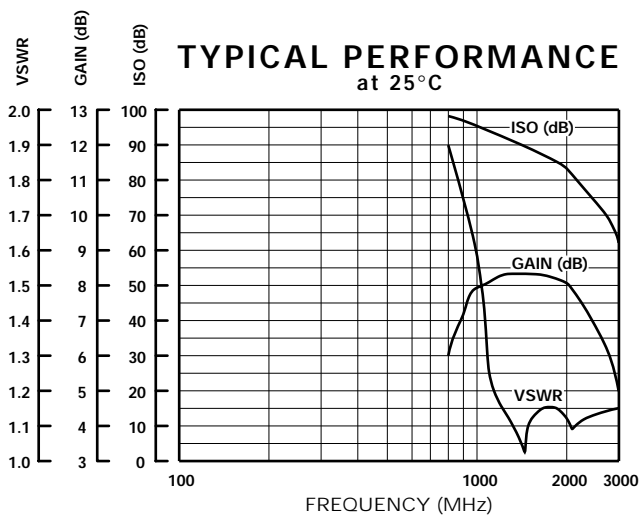


MODEL NO.
DHD06179

Switch-Amplifier



GUARANTEED PERFORMANCE



Parameter	Min	Typ	Max	Units	Conditions
Operating Frequency	1500		2000	MHz	
DC Current		145	200	mA	At +15 VDC Supply At -5.2 VDC Supply
Control Type		TTL			1 Line Logic "1" = Thru
Control Current				μA	VIH = +2.7 V VIL = +0.5 V
		High Low	-110 -230		
			80 -400		
Gain	6	8	10	dB	
Isolation	75	83		dB	1500 - 2000 MHz
VSWR					
		Thru Termination	1.25/1 1.06/1	75 2/1	
Impedance		50		OHMS	
Switching Speed		23	35	nSec	50% TTL to 90% / 10% RF
Transition (Rise/Fall) Time		3	20	nSec	10% / 90% or 90% / 10% RF
Switching (Video) Transients		15		mV	Peak Value
Intercept Points					
		2nd 3rd	+52 +35	dBm dBm	800 / 700 MHz 1100 / 700 MHz
RF Output Power at 1 dB Gain Compression	+15	+20		dBm	1 dB Compression
Terminated Power			+10	dBm	
RF Input Power			+2	dBm	
Operating Temperature	-55	+25	+85 +125	°C °C	TA Gain Spec May Vary