

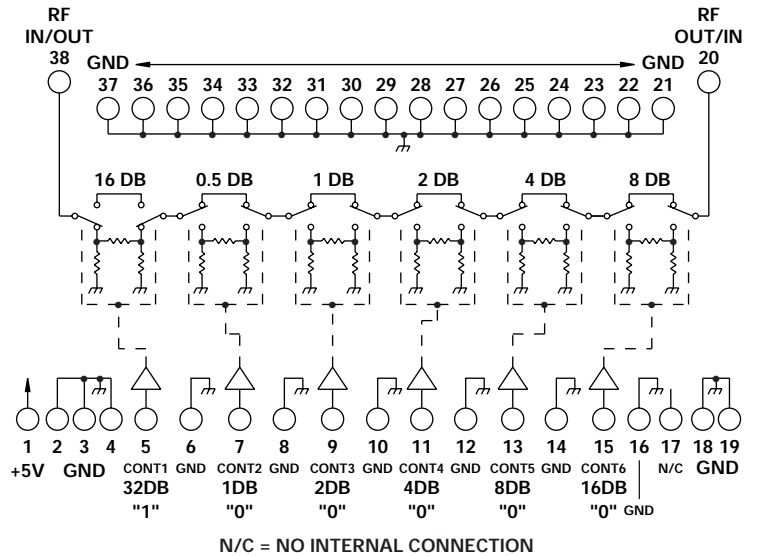
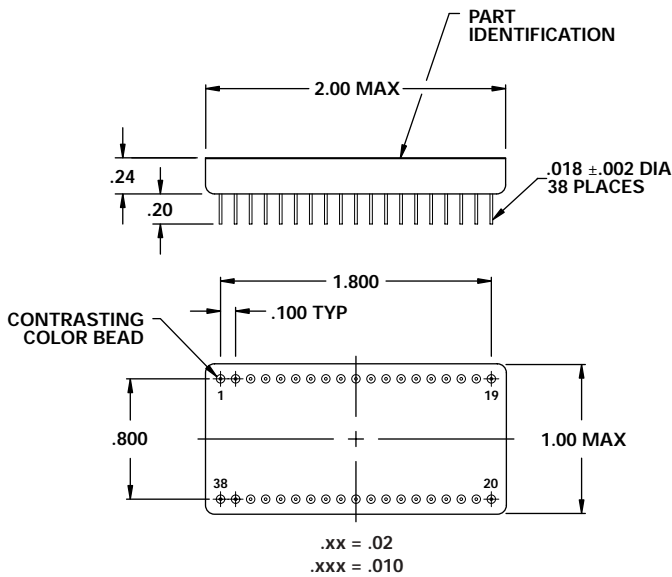
FEATURES

- 20 - 400 MHz
- 0.5 dB LSB, 31.5 dB Range
- 5 nSec Transition Time
- 28 nSec Switching Speed
- Constant Phase
- TTL Control
- 38 Pin DIP

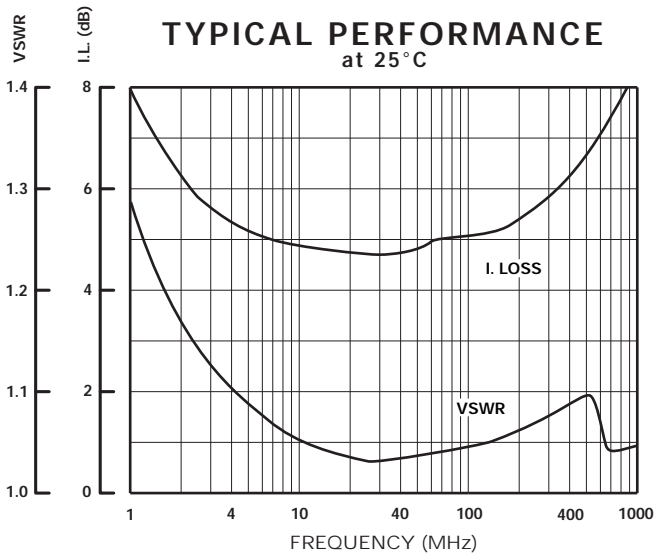
6 BIT



MODEL NO.
DA0956
Schottky Diode
6 Section Attenuator



GUARANTEED PERFORMANCE



Parameter	Min	Typ	Max	Units	Conditions
Operating Frequency	20		400	MHz	
DC Current		340	550	mA	At +5 VDC Supply
Control Type		TTL			6 Line Logic "0" = Thru Logic "1" = Attenuation
Control Current	High Low	0 -30	30 -100	μ A μ A	$V_{IH} = +2.7 V$ $V_{IL} = +0.5 V$
Insertion Loss		5 6	6 7	dB dB	20 - 100 MHz 100 - 400 MHz
Attenuation	LSB Range Accuracy Vs. Phase	0 0.5 31.5 -8.0	31.5 0.5 31.5 -3.5	dB dB dB DEG	0.5, 1, 2, 4, 8, 16 $\pm (0.25 \text{ dB} + 3\% \text{ of Atten. Setting in dB})$
VSWR		1.1/1	1.35/1		
Impedance		50		OHMS	
Switching Speed		28	35	nSec	50% TTL to 90% / 10% RF
Transition (Rise/Fall) Time		5		nSec	90% / 10% or 10% / 90% RF
Switching (Video) Transients		36	100	mV	Peak Value
Intercept Points	2nd 3rd	+73 +32		dBm dBm	214 MHz / 127 MHz 107 MHz / 127 MHz
RF Power	Operate No Damage	+12 +25	+10 +20	dBm dBm	0.1 dB Compression
Operating Temperature		-55	+25	+85	$^{\circ}C$ TA