

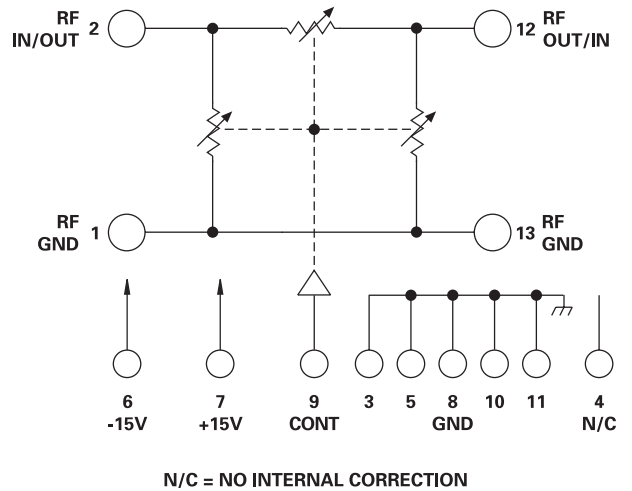
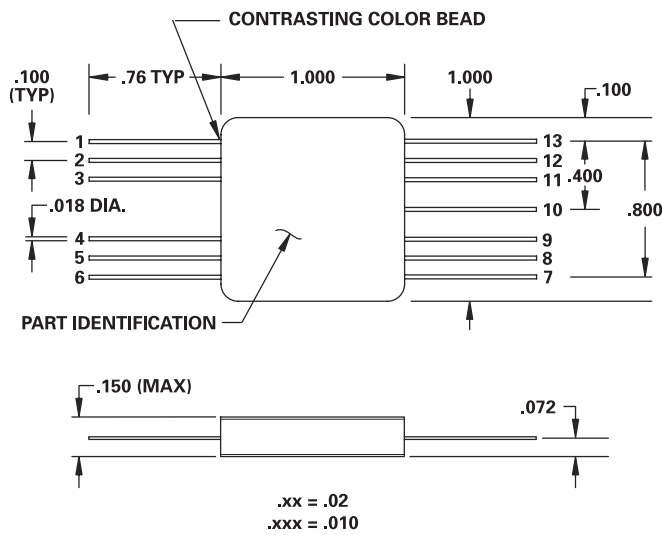
MODEL NUMBER DA0243

PIN Diode Linear VCA

FEATURES

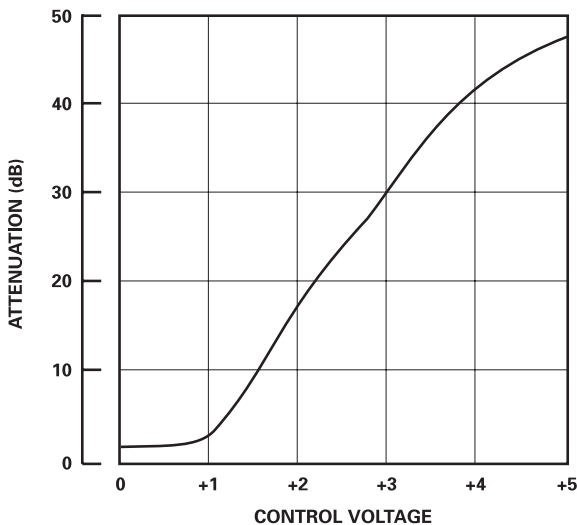
- 50-1300 MHz
- 40 dB Range
- 1.3 dB Insertion Loss
- ± 2 dB Linearity
- See 100C1521 For Connectorized Version

VCA



TYPICAL PERFORMANCE

Attenuation vs Control Voltage
at 500 MHz



GUARANTEED PERFORMANCE

Parameter	Min	Typ	Max	Units	Conditions
Operating Frequency	50		1300	MHz	
DC Current		60	65	mA	At +15 VDC Supply
		80	110	mA	At -15 VDC Supply
Control Current			1	mA	0 V = I.L. +5 V = Max. Atten.
Insertion Loss			2.0	dB	50 - 500 MHz
			3.0	dB	500 - 1100 MHz
			3.5	dB	1100 - 1300 MHz
Attenuation	Range	40		dB	50 - 500 MHz
		30		dB	500 - 1100 MHz
		25		dB	1100 - 1300 MHz
	Slope		13 \pm 3	dB/V	
	Linearity		± 2	dB	Best Straight Line Fit From: IL +2 dB to 35 dB at 50 - 500 MHz IL +2 dB to 25 dB at 500 - 1100 MHz IL +2 dB to 20 dB at 1100 - 1300 MHz
VSWR			1.25/1		50 - 500 MHz
			1.50/1		500 - 1300 MHz
Impedance		50		OHMS	
Slew Rate			3	dB/ μ s	
Intercept Points	2nd	+80		dBm	
	3rd	+35		dBm	
RF Power	Operate		+10	dBm	
Operating Temperature	-55	+25	+85	$^{\circ}$ C	TA