

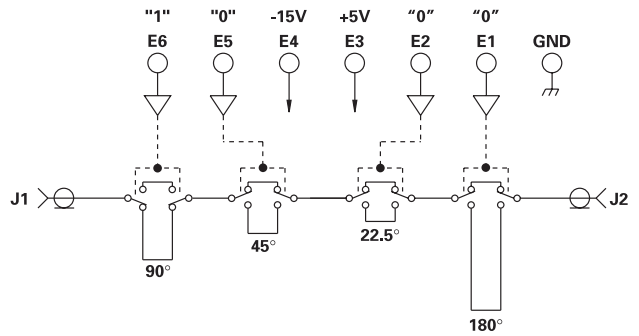
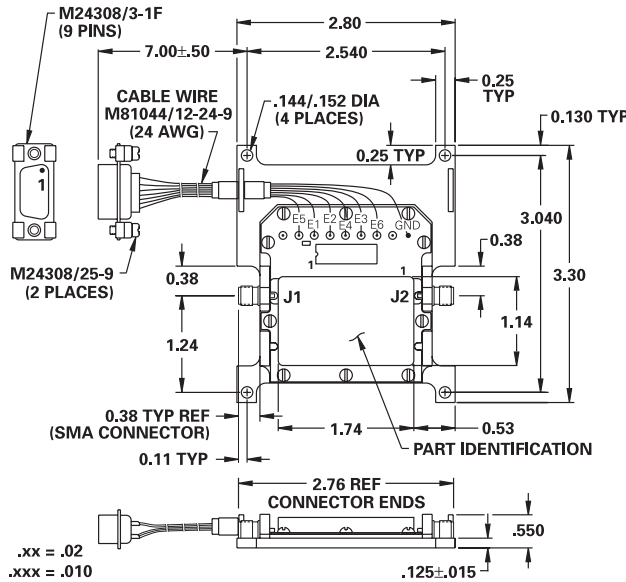
# MODEL NUMBER CPS49092

# Phase Shifter 4 Section

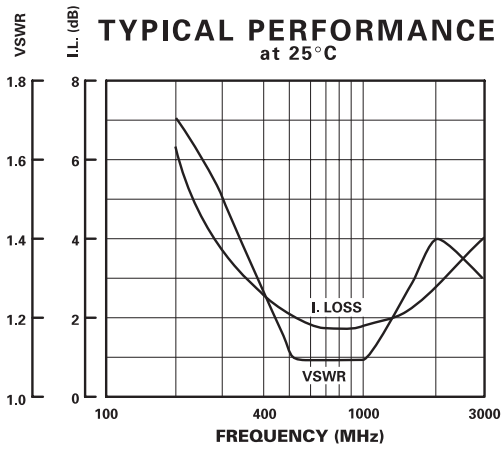
## FEATURES

- 1215-1400 MHz
- 22.5° LSB, 337.5° Range
- +43 dBm 3rd Order Intercept
- TTL Driver
- +28 dBm, 0.1 dB Compression

## 4 BIT



P1 PIN NO.	BD PIN NO.	FUNCTION
1	GND	GROUND
2	E3	+5V
3	E4	-15V
4	E1	180°
5	E6	90°
6	E5	45°
7	E2	22.5°
8	-	N/C
9	-	N/C



## GUARANTEED PERFORMANCE

Parameter	Min	Typ	Max	Units	Conditions	
Operating Frequency	1215		1400	MHz		
DC Current		12	250	mA	At +5 VDC Supply	
		75	200	mA	At -15 VDC Supply	
Control Type		TTL			4 Line Logic "0" = Refer Phase Logic "1" = Phase Shift	
Control Current	High	.1	±20	µA	VIH = +5.0V	
	Low	.1	±20	µA	VIL = +0.8 V	
Insertion Loss		1.05	1.9	2.55	dB	At 25° C
		0.80		2.80	dB	At Temperature Extremes
Phase:	Steps	22.5		DEG	22.5, 45, 90, 180	
	Range	337.5		DEG	At 1215 MHz	
	Accuracy		±6	DEG		
	Linearity	1.5	3.0	DEG		
VSWR		1.25/1	1.5/1		1215 - 1400 MHz	
Impedance		50		OHMS		
Time Delay		650	850	1.050	µSEC	
Switching Speed		.660	3.5	µSEC	50% TTL to 90% / 10% RF	
Transition (Rise/Fall) Time		.043		µSEC	10% / 90% or 90% / 10% RF	
Switching (Video) Transients		36		mV	Peak Value	
Intercept Points	2nd	+64		dBm	575 / 400 MHz	
	3rd	+42		dBm	287.5 / 400 MHz	
RF Power	Operate	+28	+10	dBm	0.1 dB Compression	
	No Damage		+30	dBm		
Operating Temperature	-54	+25	+80	°C	TA	