

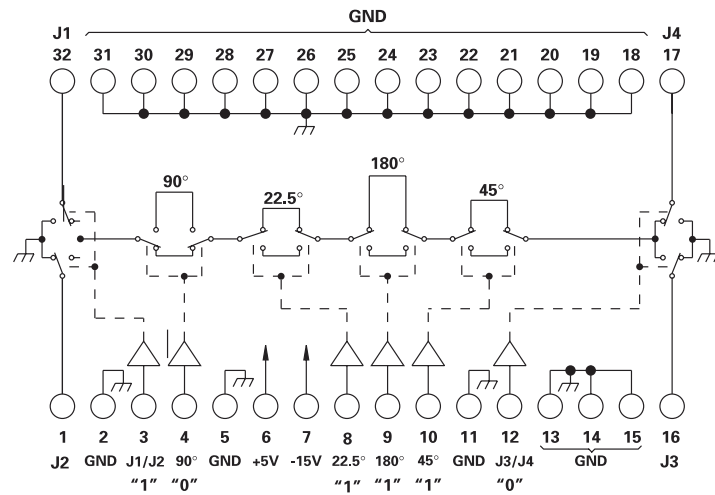
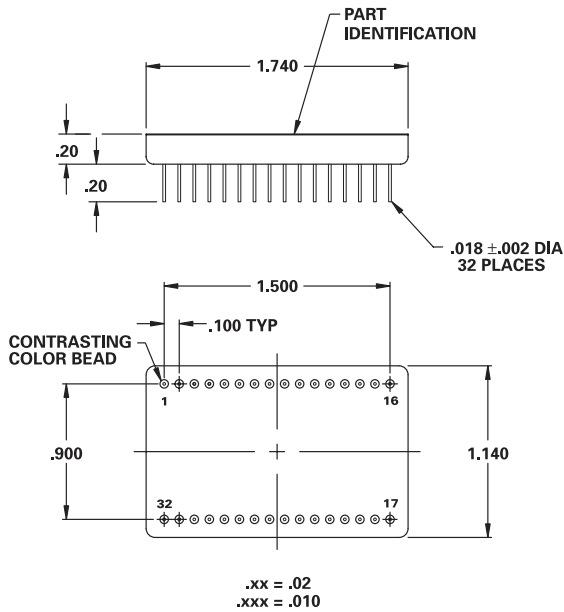
# MODEL NUMBER CPS42126

# Phase Shifter 4 Section

## FEATURES

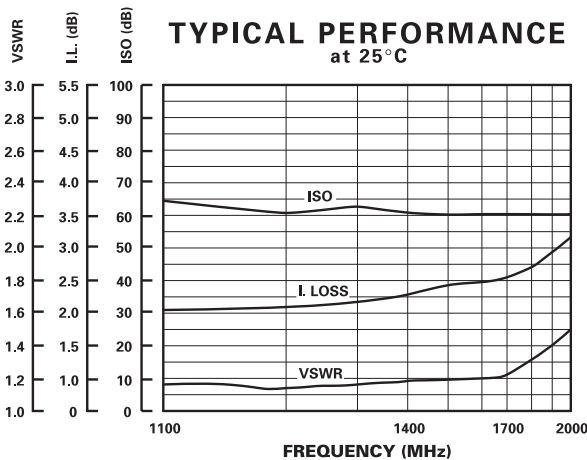
- 1215 - 1400 MHz
- 22.5° LSB, 337.5° Range
- TTL Driver
- +42 dBm 3rd Order IP

## 4 BIT



## GUARANTEED PERFORMANCE

Parameter	Min	Typ	Max	Units	Conditions
Operating Frequency	1215		1400	MHz	
DC Current		34	200	mA	At +5 VDC Supply
		108	200	mA	At -15 VDC Supply
Control Type		TTL			6 Line Logic "0" = Refer Phase Logic "1" = Phase Shift
Control Current	High	0	±20	µA	V <sub>IH</sub> = +2.7V
	Low	0	±20	µA	V <sub>IL</sub> = +0.8 V
Insertion Loss		2.4	3.0	dB	At 25° C
Phase:	LSB	22.5		DEG	At 1215 MHz
	Range	337.5		DEG	
	Accuracy		±6	DEG	
	Linearity		3.0	DEG	
Isolation		40	60	dB	J1-J4
VSWR		1.15/1	1.5/1	DEG	1215 - 1400 MHz
Impedance		50		OHMS	
Time Delay		.8	1.0	nSEC	
Switching Speed		.6	3.5	µSEC	50% TTL to 90% / 10% RF
Transition (Rise/Fall) Time		.05		µSEC	10% / 90% or 90% / 10% RF
Switching (Video) Transients		36		mV	Peak Value
Intercept Points	2nd	+63		dBm	2000 / 785 MHz
	3rd	+42		dBm	1000 / 785 MHz
RF Power	Operate	+36	+34	dBm	0.1 dB Compression
	No Damage		+30	dBm	
Operating Temperature	-54	+25	+80	°C	TA



**DAICO** Industries

310.507.3242 • FAX 310.507.5701 • www.daico.com