

## FEATURES

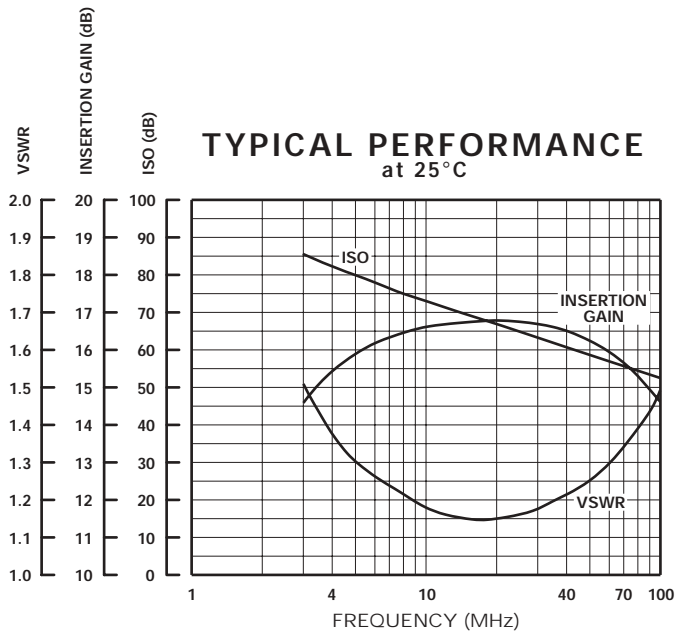
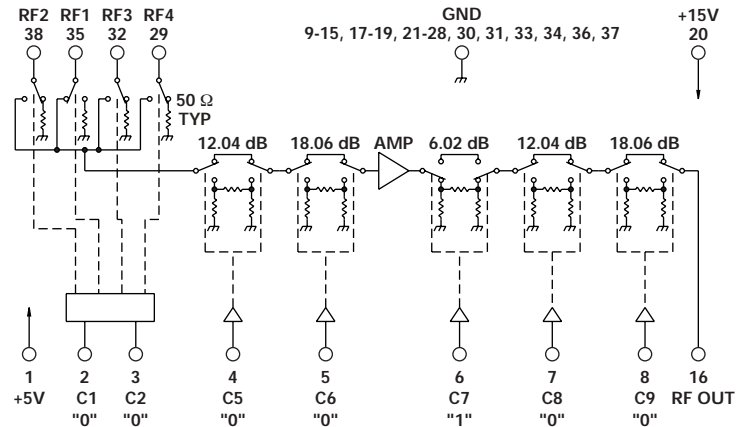
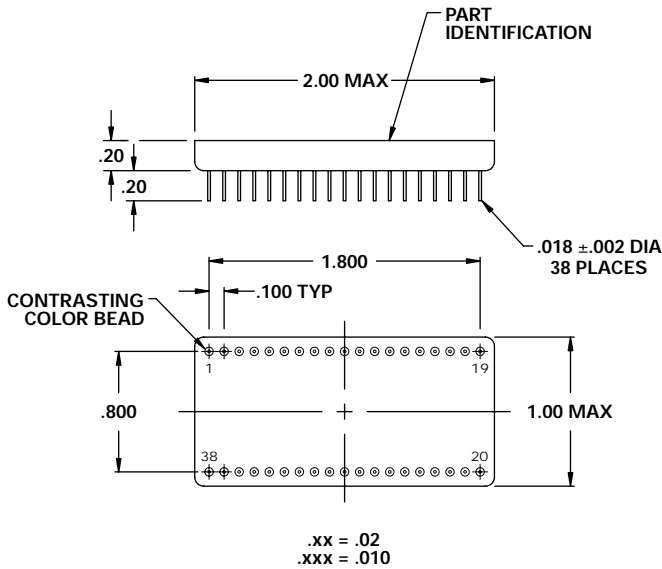
- 9 - 10 MHz
- +30 dBm 3rd Order Intercept Point
- 16.5 dB Gain
- +13 dBm 0.1 dBm Compression in Thru State
- Integrated GaAs MMIC Switches, Attenuators, Silicon Transistor Amplifier, and TTL Drivers



MODEL NO.  
CHD01940

Switch-Attenuator  
Amplifier HDMIC

HDI



## GUARANTEED PERFORMANCE

Parameter	Min	Typ	Max	Units	Conditions
Operating Frequency	9		10	MHz	
DC Current		12	15	mA	At +5 VDC Supply
		51	60	mA	At +15 VDC Supply
Control Type		TTL			
Control Current	High	±1	±20	µA	VIH = +2.7V
	Low	±1	±20	µA	VIL = +0.5V
Insertion Loss (Gain)		16.5		dB	
Attenuation:	Steps			dB	6.02, 12.04, 12.04, 18.06, 18.06
	Range	0	66.22	dB	
	Accuracy		±0.2	dB	See Table
	Vs Temp		±0.5	dB	Value < 33 dB
	Vs Phase		±10	dB	Value > 33 dB
					Between Any Two Attenuation State
VSWR	Thru	1.2/1	1.5/1		
	Termination	1.5/1	2.0/1		
Impedance		50		OHMS	
Switching Speed		30	100	nSec	50% TTL to 10% / 90% RF
Transition (Rise/Fall) Time		12		nSec	10% / 90% or 90% / 10% RF
Switching (Video) Transients		130	350	mV	Single Change of Input
		230	600	mV	Any Combination of Change
Intercept Points	2nd	+51		dBm	
	3rd	+30		dBm	C5 - C9 = 0
RF Power	Operate	+18	+12	dBm	0.1 dB Comp. C5 - C9 = "1"
	Operate		-1	dBm	1.0 dB Comp. C5 - C9 = "0"
	No Damage		+20	dBm	Any RF Input
Isolation		60	73	dB	
Operating Temperature		0	+25	+70	°C TA