

FEATURES

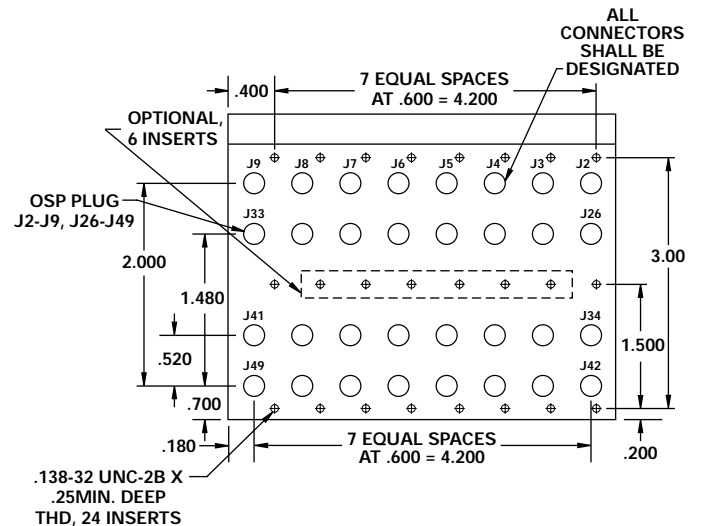
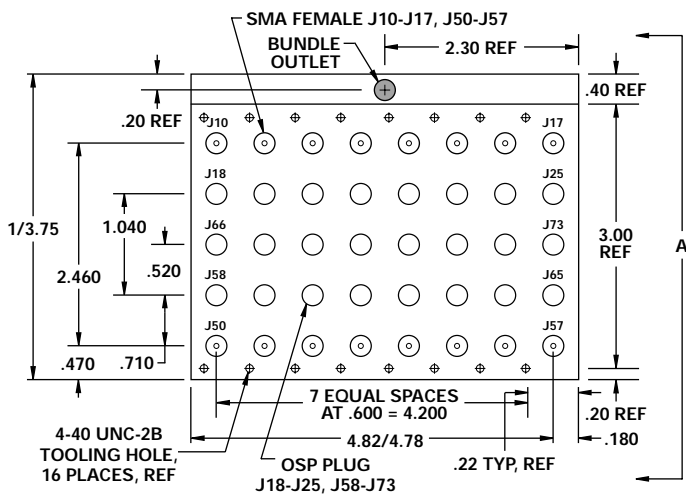
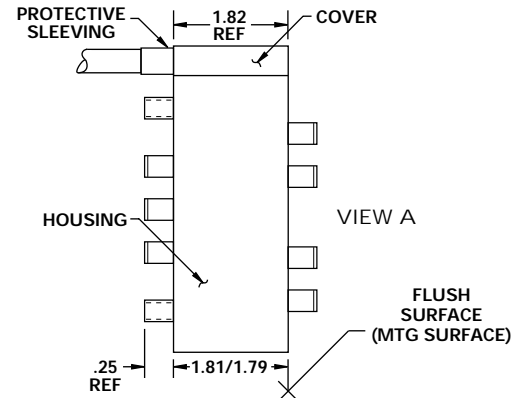
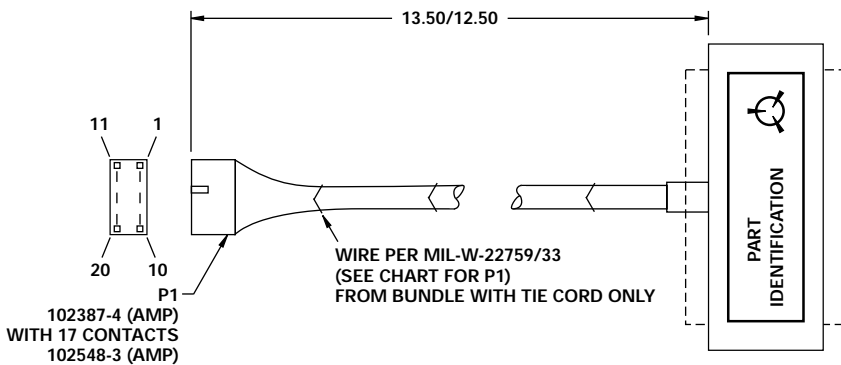
- 1 - 1200 MHz
- 2 dB Insertion Loss
- +80 dBm IP₂
- Amplitude/Phase Balanced



MODEL NO.
DSWM9073

Switch Assembly, RF 8 Channel

HDI



PORT SELECT					
Switch State	Port				
	S2	S3	2 ²	2 ¹	2 ⁰
S1 (J66 to J73)			0	0	0
J58 to J65	J10 to J17	J18 to J25	0	0	0
S3	J10 to J17	S1	0	0	1
J58 to J65	J2 to J9	J18 to J25	0	1	0
S3	J2 to J9	S1	0	1	1
J50 to J57	Not Sel.	Not Sel.	1	0	0
J26 to J33	Not Sel.	Not Sel.	1	0	1
J34 to J41	Not Sel.	Not Sel.	1	1	0
J42 to J49	Not Sel.	Not Sel.	1	1	1

PI CHART		
Pin No.	Function	Wire Type
1	Strobe 1	30 Awg, Blk
2	Strobe 2	30 Awg, Brn
3	Strobe 3	30 Awg, Red
4	Strobe 4	30 Awg, Orn
5	Strobe 5	30 Awg, Yel
6	Strobe 6	30 Awg, Grn
7	Strobe 7	30 Awg, Blu
8	Strobe 8	30 Awg, Vio
9	Port 2 ⁰	30 Awg, Gry
10	Port 2 ¹	30 Awg, Wht
11	Port 2 ²	30 Awg, Wht/Blk
12	N/C	
13	N/C	
14	N/C	
15	+5V	26 Awg, Red
16	+5V	26 Awg, Wht/Red
17	-15V	26 Awg, Orn
18	+5V RET	26 Awg, Blk
19	+5V RET	26 Awg, Blk
20	-15V RET	26 Awg, Blk