

## FEATURES

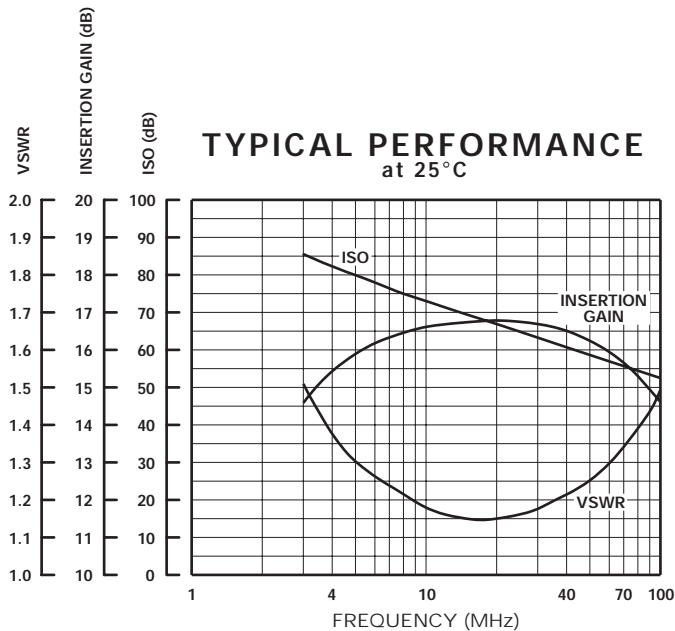
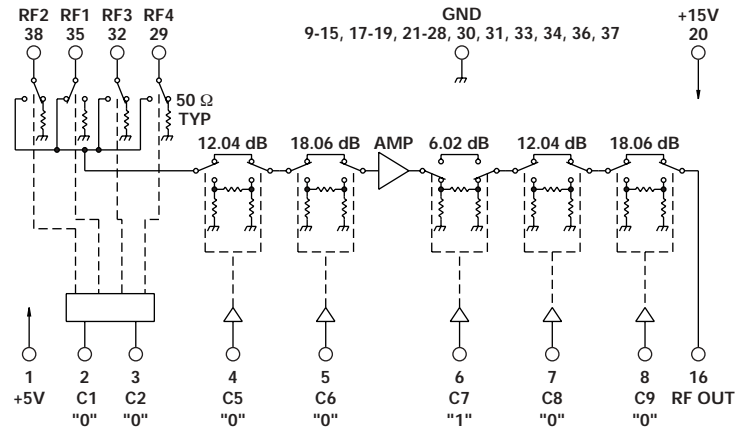
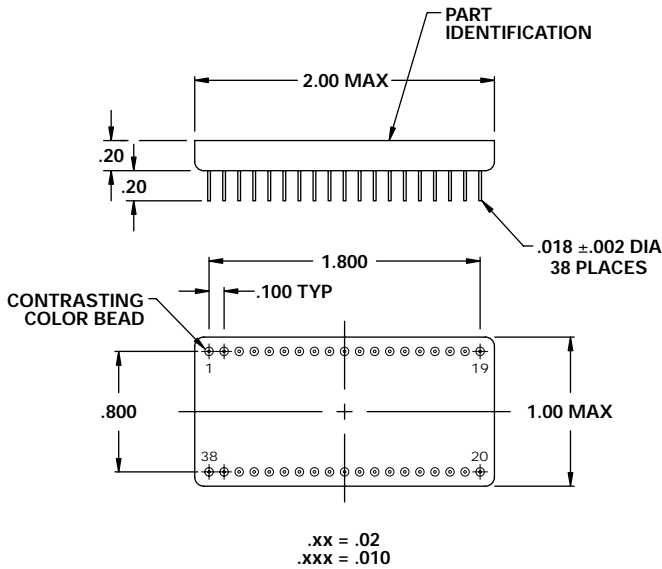
- 9 - 10 MHz
- +30 dBm 3rd Order Intercept Point
- 16.5 dB Gain
- +13 dBm 0.1 dBm Compression in Thru State
- Integrated GaAs MMIC Switches, Attenuators, Silicon Transistor Amplifier, and TTL Drivers



MODEL NO.  
CHD01940

Switch-Attenuator  
Amplifier HDMIC

HDI



## GUARANTEED PERFORMANCE

Parameter	Min	Typ	Max	Units	Conditions
Operating Frequency	9		10	MHz	
DC Current		12 51	15 60	mA	At +5 VDC Supply At +15 VDC Supply
Control Type		TTL			
Control Current	High Low	±1 ±1	±20 ±20	µA	VIH = +2.7V VIL = +0.5V
Insertion Loss (Gain)			16.5	dB	
Attenuation:	Steps Range Accuracy Vs Temp Vs Phase	0	66.22	dB	6.02, 12.04, 12.04, 18.06, 18.06 See Table Value < 33 dB Value > 33 dB Between Any Two Attenuation State
VSWR	Thru Termination	1.2/1 1.5/1	1.5/1 2.0/1		
Impedance		50		OHMS	
Switching Speed		30	100	nSec	50% TTL to 10% / 90% RF
Transition (Rise/Fall) Time		12		nSec	10% / 90% or 90% / 10% RF
Switching (Video) Transients		130 230	350 600	mV	Single Change of Input Any Combination of Change
Intercept Points	2nd 3rd	+51 +30		dBm	C5 - C9 = 0
RF Power	Operate Operate No Damage	+18	+12 -1 +20	dBm	0.1 dB Comp. C5 - C9 = "1" 1.0 dB Comp. C5 - C9 = "0" Any RF Input
Isolation		60	73	dB	
Operating Temperature		0	+25 +70	°C	TA