

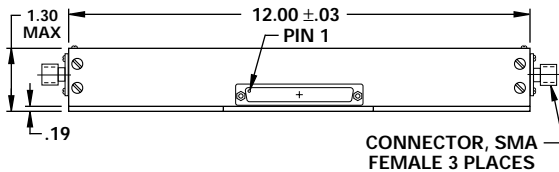
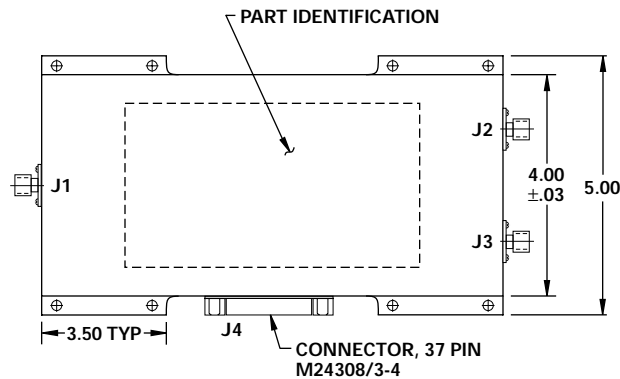
FEATURES

- 45 - 70 MHz
- High Isolation
- 30 nSec Switching Speed
- Integrated SPST Blanking Switch, Bi-Phase Modulators, and Digital Attenuators
- High Pass Filters for Reduced Transients
- 0.5 dB LSB / 127.5 dB Attention Range
- TTL Control

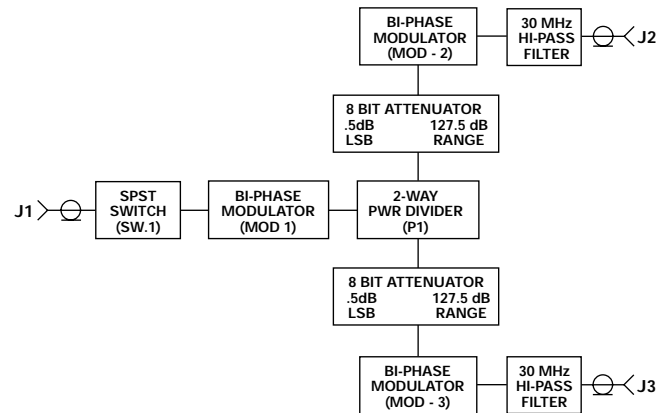


MODEL NO.
100D1797

Modulator Sub-Assembly



.xx = .02
.xxx = .010



GUARANTEED PERFORMANCE

Parameter	Min	Typ	Max	Units	Conditions
Operating Frequency	45		70	MHz	
DC Current		1	2	A	At +5 VDC Supply
Control Type		TTL			20 Line Switch Modulator "1" = Thru "0" = Off Phase Modulator "1" = 0 DEG "0" = 180° Attenuation Bits "1" = ATTN "0" = Thru
Control Current	High Low	1 -60	±200 ±200	µA µA	VIH = +2.7V VIL = +0.5V
Insertion Loss		16	20	dB	Insertion Loss State
	Balance Between Channels Phase Difference	0.1	±0.5	dB DEG	
Isolation		70 40	83 43	dB dB	J1 - J2, J1- J3 (SW1 Off) J2 - J3
Attenuation	LSB Range Accuracy	0	0.5 127.5	dB dB dB	0.5, 1, 2, 4, 8, 16, 32, 64 ±(0.15 + 2% of Atten. Setting in dB)
VSWR	Input Output	1.2/1 1.4/1	1.3/1 1.6/1		J1, Input J2, J3 Outputs
Impedance		50		OHMS	
Switching Speed		30	50	nSec	50% TTL to 90% / 10% RF
Transition (Rise/Fall) Time		20		nSec	All SW., Mods, + Bits
Intercept Points	2nd 3rd	+38 +10		dBm dBm	40 MHz / 30 MHz 20 MHz / 30 MHz
RF Power	Operate No Damage	+14	+10 +27	dBm dBm	0.1 dB Compression
Operating Temperature		0	+25 +60	°C	TA

