

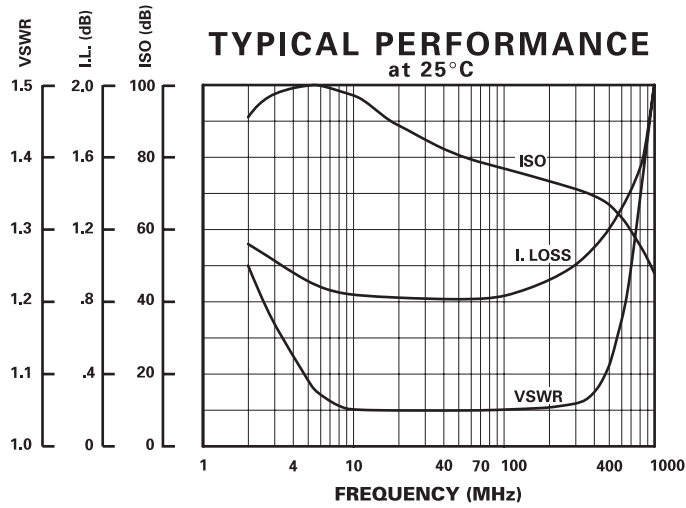
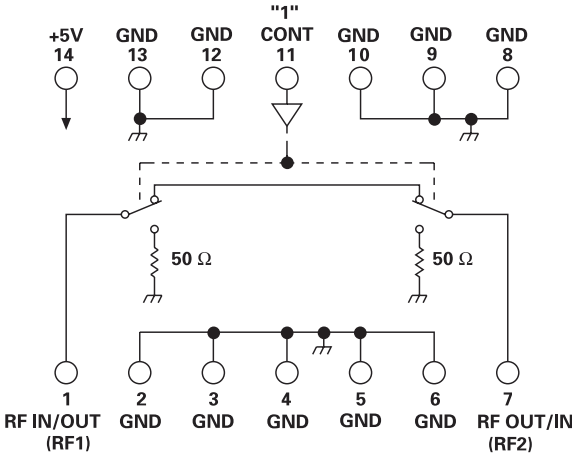
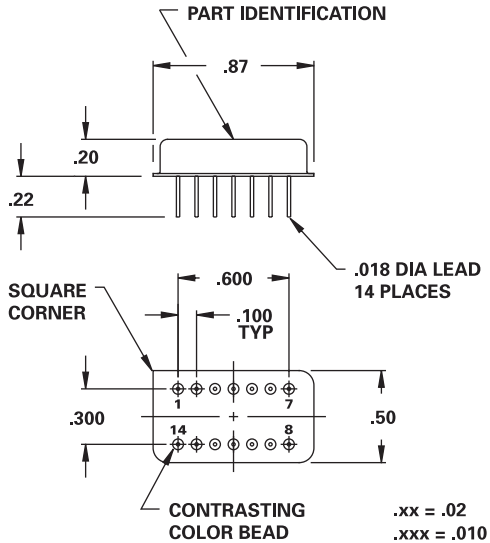
MODEL NUMBER DS0950

Schottky Diode SPST

FEATURES

- 5- 400 MHz
- 3 nSec 10%/90% RF Transition
- 9 nSec Switching Speed
- 60 dB Isolation
- TTL Driver
- Non-Reflective
- 14 Pin DIP

SPST



GUARANTEED PERFORMANCE

Parameter	Min	Typ	Max	Units	Conditions
Operating Frequency	5		400	MHz	
DC Current		62	100	mA	at +5 VDC Supply
Control Type		TTL			1 Line Logic "0" = Isolation Logic "1" = THRU
Control Current		0	±20	µA	VIH = +2.7V VIL = +0.5V
Insertion Loss		0.9	1.2	dB	5 - 100 MHz
		1.1	1.5	dB	100 - 400 MHz
Isolation		60	80	dB	5 - 100 MHz
		50	65	dB	100 - 400 MHz
VSWR	Thru	1.2/1	1.4/1		
	Termination	1.2/1	1.5/1		
Impedance		50		OHMS	
Switching Speed		9	15	nSEC	50% TTL to 90% / 10% RF
Transition (Rise/Fall) Time		3	7	nSEC	90% / 10% or 10% / 90% RF
Switching (Video) Transients		35	50	mV	Peak Value
Intercept Points	2nd	+80		dBm	70 MHz / 50 MHz
	3rd	+35		dBm	35 MHz / 50 MHz
RF Power	Operate	+12	+10	dBm	0.1 dB Compression
	No Damage		+20	dBm	
Operating Temperature	-55	+25	+85	°C	TA