

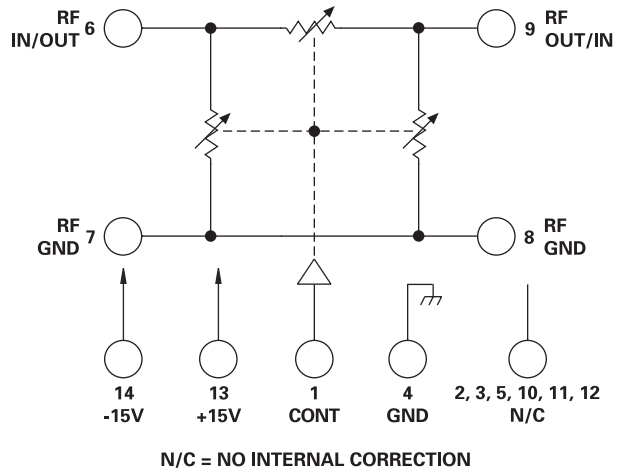
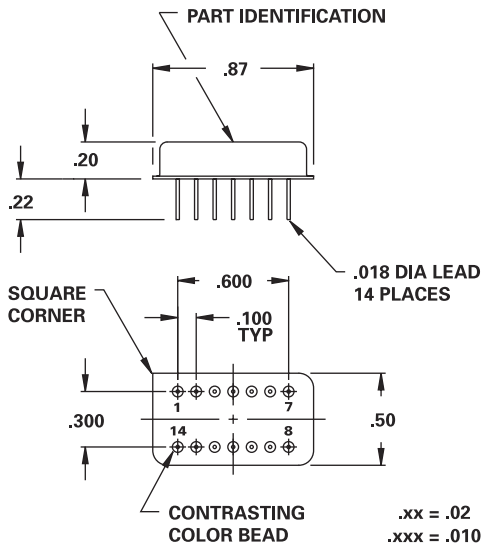
MODEL NUMBER DA0425

PIN Diode Linear VCA

FEATURES

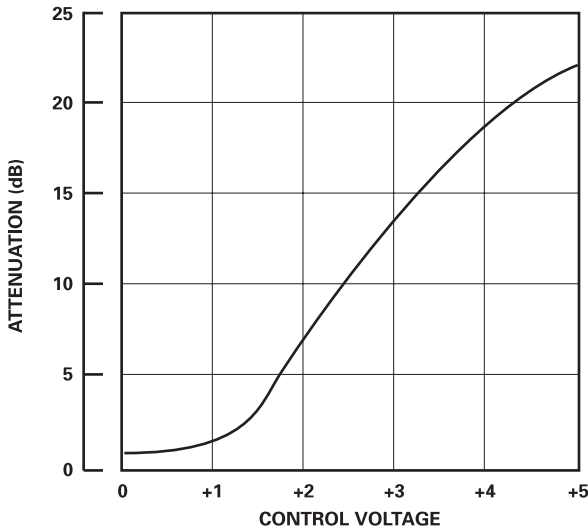
- 100-600 MHz
- 20 dB Linear Range Typical
- ± 0.5 dB Linearity
- 1.5 dB Insertion Loss
- +42 dBm 3rd Order Intercept
- 14 Pin DIP

VCA



TYPICAL PERFORMANCE

Attenuation vs Control Voltage
at 500 MHz



GUARANTEED PERFORMANCE

Parameter	Min	Typ	Max	Units	Conditions
Operating Frequency	100		600	MHz	
DC Current		33	50	mA	At +15 VDC Supply
		22	40	mA	At -15 VDC Supply
Control Type					0 to 5V (Analog Input)
Control Current		0.5	1	mA	0 V = I.L. +5 V = Max. Atten.
Insertion Loss			1.5	dB	At 0 V Control
Attenuation	Range	18		dB	0 V to 5 V Control
	Slope	5.0	6.5	dB/V	Ref. to Best Straight Line Fit
	Linearity		± 0.5	dB	Best Straight Line Fit From IL +1.5 dB to 15 dB
VSWR		1.1/1	1.25/1		
Impedance		50		OHMS	
Slew Rate		6.5		dB/ μ s	
Intercept Points	2nd	+75		dBm	127 MHz / 214 MHz
	3rd	+42		dBm	107 MHz / 127 MHz
RF Power	Operate		+10	dBm	
	No Damage		+20	dBm	
Operating Temperature	-55	+25	+85	$^{\circ}$ C	TA